

London Borough of Barnet

# Holly Park Primary School



Gold accredited

01/09/2019 - 31/08/2023

## School information

**Current Level**

Gold accredited

[Learn more about accreditation](#)**Awarded**

September 2019

**Valid until**

August 2023

## Basic information

**Opening hours**

07:30 - 18:00

**Student school hours**

08:45 - 15:30

**Breakfast club opening hours**

07:45 - 08:45

**Extended school visiting time**

18:00

**Number of staff**

59

**Site crossing points**

0 crossings

**Site crossing patrol**

No

**Joint access**

Staff generally access the school

## Travel and planning

**Bus routes**

The 221 stop at the junction of Bellevue Road and Friern Barnet Road is a 3 minute walk from school. The bus stop for the 34 and 251 at Beaconsfield Road is an 8 minute walk from school. The 134 stop near the junction of Friern Barnet Lane and Friern Barnet Road is a 10 minute walk from school. The 232, 382, 298 and 184 routes all have a stop at Betstyle Circus, a 10 minute walk from school.

**Bus stop procedure**

Not applicable

**Catchment area**

Holly Park is a popular and oversubscribed community primary school (with nursery) serving a suburban, residential area, consisting of a mix houses, flats and a more recently built estate. Children at Holly Park come from a mix of owner occupier, rented and temporary homes. A wide number of cultures, faiths and ethnic groups make up the Holly Park community, and this is a distinctive strength of our school. Although the majority of our pupils come from an area close to the school, we have a number of families who travel from further away. These are usually families that have moved or have been rehoused away from our catchment area, but kept their children at Holly Park to ensure a more consistent education, and in our bulge year group where we have a far larger catchment area. In particular, bulge classes in Year 5 have families that live further from school. A few of our support staff live in the

through doors from the car park and and this car park entrance is located well away from the pedestrian access that pupils use.

families that live further from school. A few of our support staff live in the Friern Barnet area, but most of the teaching staff live further afield.

### **Expansion plans**

A bulge class in the current Year 5 led to families travelling from further away, with less opportunity for pupils to walk or travel independently.

### **Engineering measures**

In recent years we have reduced the car park size to create more playground space. This led to the loss of 8 parking spaces and we hope that this will impact on the number of people driving to school. A campaign by the school, parents and local residents for a 20mph zone was implemented around the school in the past. A small group of governors are currently looking into setting up 'Safer Streets' outside the school to make it less dangerous for children, working with officers from the borough and other local schools. Cameras on the zig-zags outside school reduced some parking issues and made the area immediately outside the gate slightly safer for children to cross. However, parking on the yellow lines at corners close to the school continue to cause considerable difficulties for families crossing, and has been the cause of a number of arguments between parents. We have also noticed

inconsiderate parking by parents across neighbours driveways despite reminders not to. The faded and worn markings on roads near the school (yellow lines, give way lines, school keep clear zig-zags and speed limits) contribute to their being ignored by some drivers.

### **Other travel information**

Holly Park Primary School is located on Bellevue Road in Friern Barnet, south of Friern Barnet Road, which is heavily trafficked. Bellevue Road runs past the main gates of the school and is a through road, junctioning with Friern Barnet Road to the north and Crescent Road to the south. Both of these adjoining roads are busy and Crescent Road itself is used as a driving instruction area by local driving schools, adding to congestion in the school area. The school is within 1/4 mile of two other schools, and private nurseries, and this can cause additional difficulties at school drop off and collection times. Crescent Road and Bellevue Road are often used by vehicles as a 'rat run' to avoid traffic queues. The properties in the immediate area are mainly terraced which results in cars parking on the roadside. The layout of the roads in the area is such that there are a number of junctions that need to be crossed to reach the school for most pupils. The school is less than a quarter of a mile from entrances to two other schools which leads to additional congestion in the area. The pedestrian entrance is clearly marked. The car park entrance was moved further down Bellevue Road so it is now well away from the pedestrian entrance. The school has three entrances facing Bellevue Road, these are the driveway into the car park and the main pupil gate and a pedestrian entrance. Yellow zigzags showing 'School Keep Clear' are marked on the road by this entrance, with concrete bollards to keep children safer on the pavement. A member of staff stands at the gate during the morning drop off.

### **Rules relating to school travel**

Children in Years 5 and 6 are allowed to travel independently, if parents have signed a permission form. Children in all other year groups must be dropped off and met by an adult or older child.

### Notes about travel in the area

Holly Park is located in a residential area with limited parking in some local roads. There is a 20mph zone around the local area, however a significant number of drivers still exceed this especially during the day when roads are quieter. There is a mainline station (New Southgate) located about 8 minutes walk from the school and this results in some commuters using local roads for parking as there are no restrictions.

### Cycle routes

None laid out nearby, but we encourage children to make use of local parks and side roads where possible to avoid busy roads.

## Facilities and parking

### Covered sheffield stand

5 spaces

### Sheffield stand

10 spaces

### Cycle racks

0 spaces

### Other cycle parking

0 spaces

### Scooter parking

16 spaces

### Access to car park

For staff only. Access is given to parents and carers by agreement with the Headteacher eg a child or parent/carer with disability, special needs. Disabled staff or visitors are able to park in the car park, and space will be made available as need

### Helmet lockers

0 lockers

### Student storage lockers

0 lockers

### Staff storage lockers

20 lockers

### Staff shower facilities

No

### Number of entrances

3 entrances

### Local speed limit

20 mph

### Motorcycle parking

0 spaces

### Staff parking

22 spaces

### Staff car share parking

0 spaces

### Disabled parking

0 spaces

### Visitor parking

0 spaces

### Coach parking

No

## Edubase data

### Address

Bellevue Road  
Friern Barnet  
London  
N11 3HG

### Phase of education

Primary

### DfE Number

302/2032

### School type

Community School

### URN

101286

2083681434

[Go to website](#)

### Gender

Mixed

### Status

Open

### Age range

3 - 11

### Number of pupils

460

[View full details on EduBase](#)

---

## Targets

### ✓ Achieved

#### Active travel promoted as part of healthy school

##### Description

Active travel is promoted throughout the school. Walk, wheel and scoot to school weeks will be held, alongside a fitness and wellbeing week

##### Planned date

06/06/2022

##### Closed date

09/06/2023

#### Modal - staff active and sustainable travel

##### Description

We would like to decrease staff single person car use from 61% to 58% by increasing active travel from 29% to 30%, public transport from 10% to 11% and through the promotion of car sharing from 5% to 6% as a more sustainable option.

##### Planned date

06/06/2022

##### Closed date

09/06/2023

#### Walking activities for pupils

##### Description

To maintain, and increase where possible, opportunities for walking activities by all pupils in school eg walk to swimming and forest school weekly, local walks, independent travel for pupils in Years 5 and 6

##### Planned date

06/06/2022

##### Closed date

24/05/2023

## Staff travel during the school day

### Description

For staff to car share, walk or use public transport to attend courses, meetings or home visits whenever possible

### Planned date

06/06/2022

### Closed date

09/06/2023

## Modal - To reduce pupil car use

### Description

To reduce pupil car use from 40% to at least 38% Our pupil survey has shown that car use increased slightly from last year. This is due to COVID fears around travel which should now ease.

### Planned date

06/06/2022

### Closed date

09/06/2023

## MODAL - pupil active travel

### Description

To increase the number of pupils travelling to school actively or by public transport or actively from 59% to at least 62%

### Planned date

06/06/2022

### Closed date

09/06/2023

## Bikeability cycle training

### Description

For at least 16 pupils from Year 5 and 6 to take part in Level 2 cycle training and for at least 16 pupils from Years 3 and 4 to take part in Level 1 cycle training

### Planned date

31/03/2021

### Closed date

06/06/2022

## Staff travel to meetings, visits and courses

### Description

For staff to car share, walk or use public transport to attend courses, meetings or home visits whenever possible

### Planned date

31/03/2021

### Closed date

06/06/2022

## Modal - Scooting

### Description

Currently 3% of the pupils scoot to school. This is partly as the facilities to store scooters at school are closed due to COVID assessments. Our target for 2021/22 is for this to increase again to at least 5%.

### Planned date

31/03/2021

### Closed date

06/06/2022

## Walking activities for pupils

### Description

To maintain opportunities for walking activities by all pupils in school eg walk to swimming and forest school weekly, local walks, independent travel for pupils in Year 6

### Planned date

31/03/2021

### Closed date

06/06/2022

## To maintain the reduction in pupil car use

### Description

To maintain the reduction in car use by pupils travelling to school, which is currently 33%. 05/03/2020 - not achieved. After analysing data it was apparent that it was greatly affected by having 90 Year 6 pupils leave last July, with only 60 this year

### Planned date

31/03/2020

### Closed date

05/03/2020

## To maintain the increase in pupil active travel

### Description

To maintain the increase in the number of children travelling to school by walking, scooting, cycling etc

### Planned date

31/03/2020

### Closed date

06/06/2022

## Bikeability training

### Description

For at least 16 pupils from Year 5 and 6 to take part in Level 2 cycle training and for at least 16 pupils from Years 3 and 4 to take part in Level 1 cycle training

### Planned date

05/03/2020

### Closed date

31/03/2021

## Bikeability

### Description

For at least 16 year 5 pupils and 16 year 4 pupils to receive bikeability training

### Planned date

04/09/2019

### Closed date

06/06/2022

## Staff walking

### Description

Staff to walk and/or car share to home visits, meetings, courses etc wherever possible

### Planned date

01/09/2019

### Closed date

05/03/2020

## Active travel promoted as part of healthy school

### Description

To increase opportunities for walking activities by all pupils in school eg walk to swimming and forest school weekly, local walks, independent travel for pupils in Year 6

### Planned date

01/09/2019

### Closed date

05/03/2020

## Walking activities for pupils

### Description

To increase opportunities for walking activities by all pupils in school eg walk to swimming and forest school weekly, local walks, independent travel for pupils in Year 6

### Planned date

01/09/2018

### Closed date

05/03/2020

## Walking

### Description

In our hands up survey for 2018 45% of pupils walked to school. Our target for 2019 is to increase this to at least 48%. March 2020 This was not quite achieved.

### Planned date

01/09/2018

### Closed date

05/03/2020

## In progress

## Modal - pupil scooter use

### Description

To increase the number of pupils scootering to school from 5% to at least 6%

### Planned date

09/06/2023

### Closed date

09/06/2024

## Staff travel during the day

### Description

For staff to car share, walk or use public transport to attend courses, meetings or home visits whenever possible

### Planned date

09/06/2023

### Closed date

09/06/2024

## Active travel promoted as part of healthy school

### Description

Active travel will be promoted to the whole school during the year. We will offer walk, wheel and scoot to school weeks, a fitness and wellbeing week

### Planned date

09/06/2023

and wherever possible use active travel for events/trips etc to demonstrate our commitment to the pupils.

## Modal - staff sustainable and active travel

### Description

We would like to maintain staff single person car use at 58% by maintaining active travel at 31%, increasing public transport from 10% to 11% and through the promotion of car sharing from 3% to 4% as more sustainable options.

### Planned date

09/06/2023

## Modal - to reduce car use for pupils

### Description

Car use reduced this year and we are keen to maintain this in the coming year. We will work towards reducing car use from 38% to 37%

### Planned date

09/06/2023

## MODAL - pupil active travel

### Description

To increase the number of pupils travelling to school actively or by public transport from 63% to at least 64%

### Planned date

09/06/2023

## Bikeability training

### Description

For at least 16 pupils from Year 5 and 16 pupils from 6 to take part in cycle training during the 2022/23 academic year

### Planned date

06/06/2022

### Closed date

09/06/2023

## Modal - To reduce Pupil car use

### Description

To reduce car use from 39% to 37%. Our survey has shown that car use remained the same as last year due to COVID fears around travel and as restrictions ease and life returns to normal we hope families will be encouraged to find alternative travel methods

### Planned date

31/03/2021

### Closed date

06/06/2022

## Modal Pupil Active Travel

### Description

To increase the number of pupils travelling to school by public transport or actively from 59% to pre-COVID levels of 62% at least

### Planned date

31/03/2021

### Closed date

06/06/2022



---

# Issues

---

## Current

### Council request - Road Markings

**Description**

All road markings near the school are considerably faded, and in places have been completely erased. These include the 20mph signs, give way markings and yellow lines. This leads to them being ignored by drivers, inconsiderate parking and dangerous parking.

**Identified date**

09/06/2023

**Actions**

Re-paint all road markings (yellow lines, give way markings and 20mph signs) in the area within 50 metres of the school to include the junctions of Bellevue Road and The Crescent and Bellevue Road and Holly Park Road and in Bellevue Road between The crescent and Holly Park Road.

### Council request - School Keep Clear markings

**Description**

The School Keep Clear markings outside the school are very faded and re-painting them would make them more prominent to drivers.

**Identified date**

09/06/2023

**Actions**

Re-paint School Keep Clear (Zig-Zag) markings outside the school.

### Council request - Parking

**Description**

Subtitle: Council request – parking on corners . How Identified: JTAs, Parent and local residents feedback. Previous request.. Details: Children and parents are having difficulty crossing at junctions near to the school due to cars parked on the yellow lines restricting their sight lines at the corners of Holly Park Road and Bellevue Road. This is causing significant safety concerns with children crossing the road and has led to a number of altercations between parents.

**Identified date**

05/03/2020

**Actions**

Change single yellow lines to double Extend yellow lines so cars are unable to park so close to corner Increase traffic warden patrols Issuing of parking tickets on a regular basis

### Council Request - Parking

**Description**

Subtitle: Council request - extend yellow lines. How Identified: Observation Feedback from JTAs, parents and other members of the local community. Details: Parking close to the corner of Bellevue Road and The Crescent

**Identified date**

05/03/2020

makes the junction dangerous for children and carers crossing and cars using turning in/out of the junction. Extending the yellow lines for 3 metres further into Bellevue Road would encourage drivers to park further away from the junction enabling better sight lines for pedestrians and other drivers.

**Actions**

Extend yellow lines for 3 metres on both sides of Bellevue Road at its junction with The Crescent and make all yellow lines on the corner of Bellevue Road and The Crescent and Bellevue Road and Holly Park Road into double yellow lines

## Council request - Anti-idling promotion

**Description**

Council request - A number of parents and carers arrive at school much earlier than needed to find a parking spot close to the school. They sit with engines running while waiting to come into school. School has spoken to pupils about this, and put reminders in the school newsletter. We would like to run a campaign outside school one day, with the support from council staff to address this issue directly with the drivers.

**Actions**













A campaign by the JTAs and Eco-Council supported by council staff to speak to parents about the effect on air quality of sitting idling.

**Identified date**

05/03/2020

# Survey Groups

## Pupil Hands Up Survey 2023

Participants	Date	Responses	Response rate
Puplis	14/03/2023	480	97%
<b>Active travel</b> <b>(58%/66%)</b>			
Walking (50%/24%)			
Scooting (5%/16%)			
Buggy (0%/0%)			
Cycling (2%/27%)			
<b>Public transport</b> <b>(5%/12%)</b>			
Rail/Overground (0%/3%)			
Tube (1%/3%)			
DLR (0%/0%)			
Tram (0%/0%)			
Public bus (4%/6%)			
School bus/Taxi (0%/0%)			
River (0%/0%)			
<b>Car (38%/22%)</b>			
Car/Motorcycle (24%/13%)			
Car share (11%/5%)			
Park and stride (2%/4%)			

# Pupil Hands Up Survey

Participants	Date	Responses	Response rate
Puplis	09/03/2022	461	100%

## Active travel (59%/70%)

Walking (53%/24%)



Scooting (5%/16%)



Buggy (0%/0%)

Cycling (1%/31%)



## Public transport (1%/9%)

Rail/Overground  
(0%/3%)



Tube (0%/1%)



DLR (0%/0%)

Tram (0%/0%)

Public bus (1%/5%)

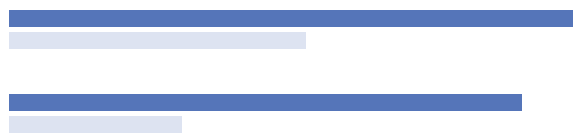


School bus/Taxi  
(0%/0%)

River (0%/0%)

## Car (40%/21%)

Car/Motorcycle  
(36%/12%)



Car share (3%/8%)



Park and stride  
(1%/1%)



## Return to school PUPIL survey

Participants	Date	Responses	Response rate
Puplis	30/03/2021	480	99%

### Active travel (59%/71%)

Walking (56%/27%)



Scooting (3%/19%)



Buggy (1%/0%)




Cycling (0%/25%)



### Public transport (2%/9%)

Rail/Overground  
(0%/3%)



Tube (0%/1%)



DLR (0%/0%)

Tram (0%/0%)

Public bus (1%/4%)



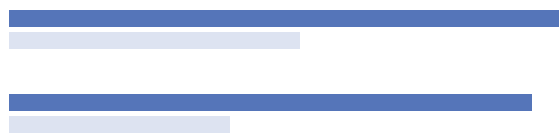
School bus/Taxi  
(0%/0%)

River (0%/1%)



### Car (39%/20%)

Car/Motorcycle  
(37%/15%)



Car share (1%/2%)



Park and stride  
(1%/3%)



## 2018/19 pupil hands up survey

Participants	Date	Responses	Response rate
Pupils	28/02/2019	522	97%

### Active travel (58%/70%)

Walking (47%/21%)



Scooting (8%/18%)



Buggy (0%/0%)



Cycling (3%/30%)



### Public transport (8%/8%)

Rail/Overground  
(1%/2%)



Tube (0%/1%)



DLR (0%/0%)



Tram (0%/0%)



Public bus (7%/5%)



School bus/Taxi  
(0%/0%)




River (0%/1%)



### Car (33%/22%)

Car/Motorcycle  
(22%/12%)



Car share (3%/8%)



Park and stride  
(8%/3%)




## All pupils 2017/18

Participants	Date	Responses	Response rate
Pupils	06/02/2018	534	98%

### Active travel (52%/68%)

Walking (45%/21%)



Scototing (6%/16%)

Buggy (0%/0%)

Cycling (1%/32%)

### Public transport (8%/8%)

Rail/Overground  
(1%/2%)



Tube (0%/1%)

DLR (0%/0%)

Tram (0%/0%)

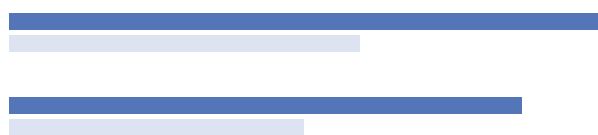
Public bus (6%/4%)

School bus/Taxi  
(0%/0%)

River (0%/0%)

### Car (40%/24%)

Car/Motorcycle  
(35%/20%)



Car share (2%/2%)


Park and stride  
(4%/2%)

# Spring Term 2017

Participants	Date	Responses	Response rate
Puplis	13/03/2017	515	98%

## Active travel (55%/82%)

Walking (47%/32%)



Scooting (6%/19%)



Buggy (1%/0%)



Cycling (1%/30%)



## Public transport (7%/8%)

Rail/Overground  
(0%/1%)



Tube (0%/1%)



DLR (0%/0%)

Tram (0%/0%)

Public bus (6%/1%)



School bus/Taxi  
(0%/4%)



River (0%/1%)



## Car (38%/10%)

Car/Motorcycle  
(31%/9%)



Car share (1%/1%)



Park and stride  
(6%/1%)





## 2015/2016 Survey

Participants	Date	Responses	Response rate
Pupils & staff	23/03/2016	506	108%

### Active travel (49%/72%)

Walking (45%/42%)



Scooting (3%/11%)



Buggy (0%/1%)



Cycling (1%/18%)



### Public transport (4%/6%)

Rail/Overground  
(0%/1%)



Tube (0%/1%)



DLR (0%/0%)

Tram (0%/0%)

Public bus (4%/3%)



School bus/Taxi  
(0%/1%)



River (0%/0%)

### Car (46%/22%)

Car/Motorcycle  
(40%/17%)



Car share (1%/4%)



Park and stride  
(6%/1%)



## 2014/2015 Survey

Participants	Date	Responses	Response rate
Pupils & staff	20/08/2015	489	50%

### Active travel (47%/41%)

Walking (46%/16%)

Scooting (0%/0%)

Buggy (0%/0%)

Cycling (1%/25%)

### Public transport (4%/28%)

Rail/Overground  
(1%/3%)

Tube (0%/0%)

DLR (0%/0%)

Tram (0%/0%)

Public bus (4%/5%)

School bus/Taxi  
(0%/20%)

River (0%/0%)

### Car (49%/30%)

Car/Motorcycle  
(46%/22%)

Car share (2%/7%)

Park and stride  
(1%/2%)

## 2013/2014 Survey

Participants	Date	Responses	Response rate
Pupils & staff	20/08/2014	491	50%

### Active travel (45%/44%)

Walking (44%/26%)

Scooting (0%/0%)

Buggy (0%/0%)

Cycling (1%/19%)

### Public transport (5%/19%)

Rail/Overground  
(0%/5%)

Tube (0%/0%)

DLR (0%/0%)

Tram (0%/0%)

Public bus (5%/7%)

School bus/Taxi  
(0%/7%)

River (0%/0%)

### Car (50%/37%)

Car/Motorcycle  
(45%/27%)

Car share (1%/8%)

Park and stride  
(4%/2%)

## 2011/2012 Survey

Participants	Date	Responses	Response rate
Pupils & staff	20/08/2012	493	50%

### Active travel (44%/45%)

Walking (43%/27%)

Scooting (0%/0%)

Buggy (0%/0%)

Cycling (1%/19%)

### Public transport (4%/18%)

Rail/Overground  
(0%/2%)

Tube (0%/0%)

DLR (0%/0%)

Tram (0%/0%)

Public bus (1%/9%)

School bus/Taxi  
(3%/7%)

River (0%/0%)

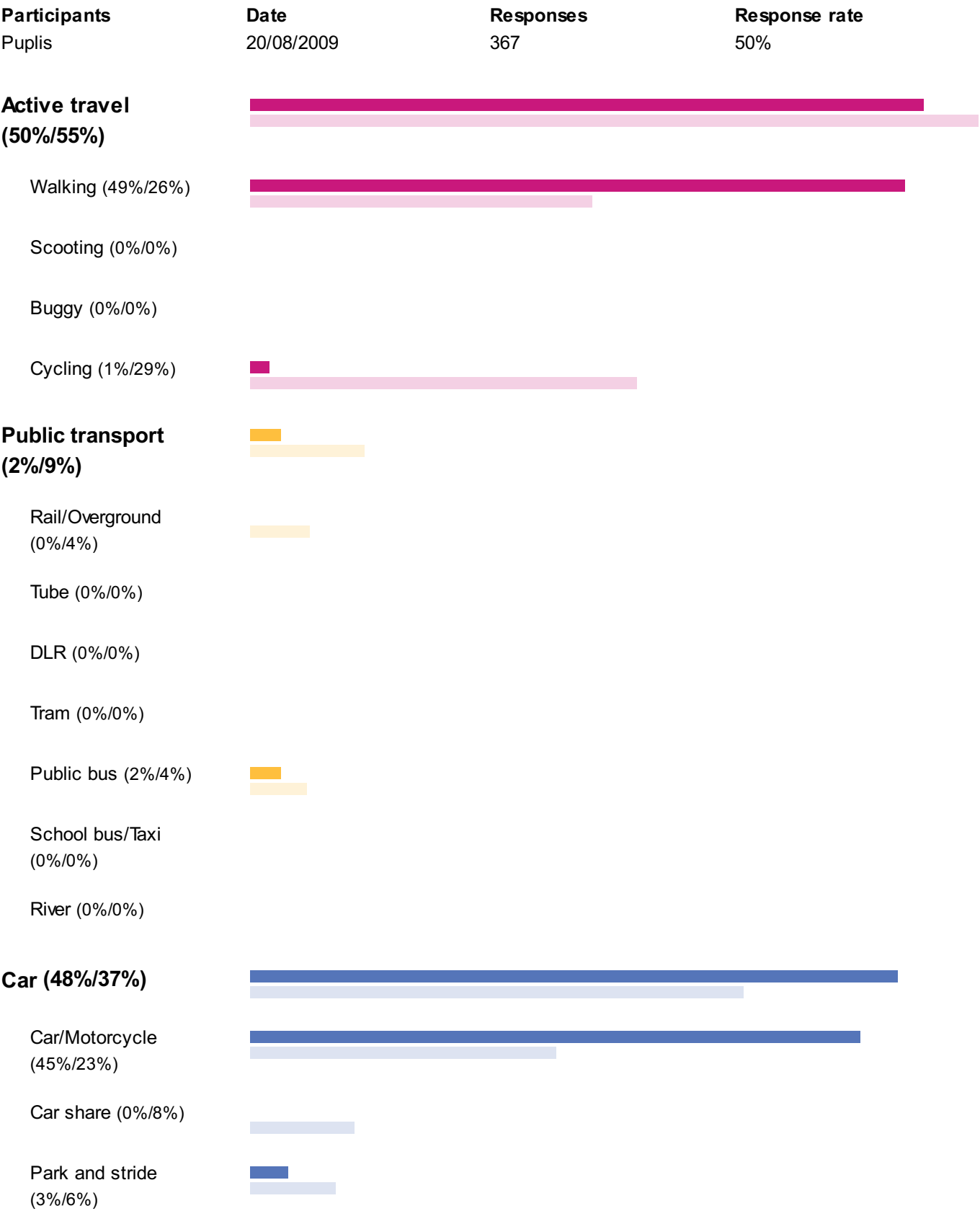
### Car (51%/36%)

Car/Motorcycle  
(49%/29%)

Car share (2%/7%)

Park and stride  
(1%/0%)

# 2008/2009 Survey



## 2006/2007 Survey

Participants	Date	Responses	Response rate
Puplis	20/08/2007	273	52%

### Active travel (51%/69%)

Walking (49%/41%)

Scooting (0%/0%)

Buggy (0%/0%)

Cycling (1%/28%)

### Public transport (3%/13%)

Rail/Overground  
(0%/4%)

Tube (0%/0%)

DLR (0%/0%)

Tram (0%/0%)

Public bus (3%/9%)

School bus/Taxi  
(0%/0%)

River (0%/0%)

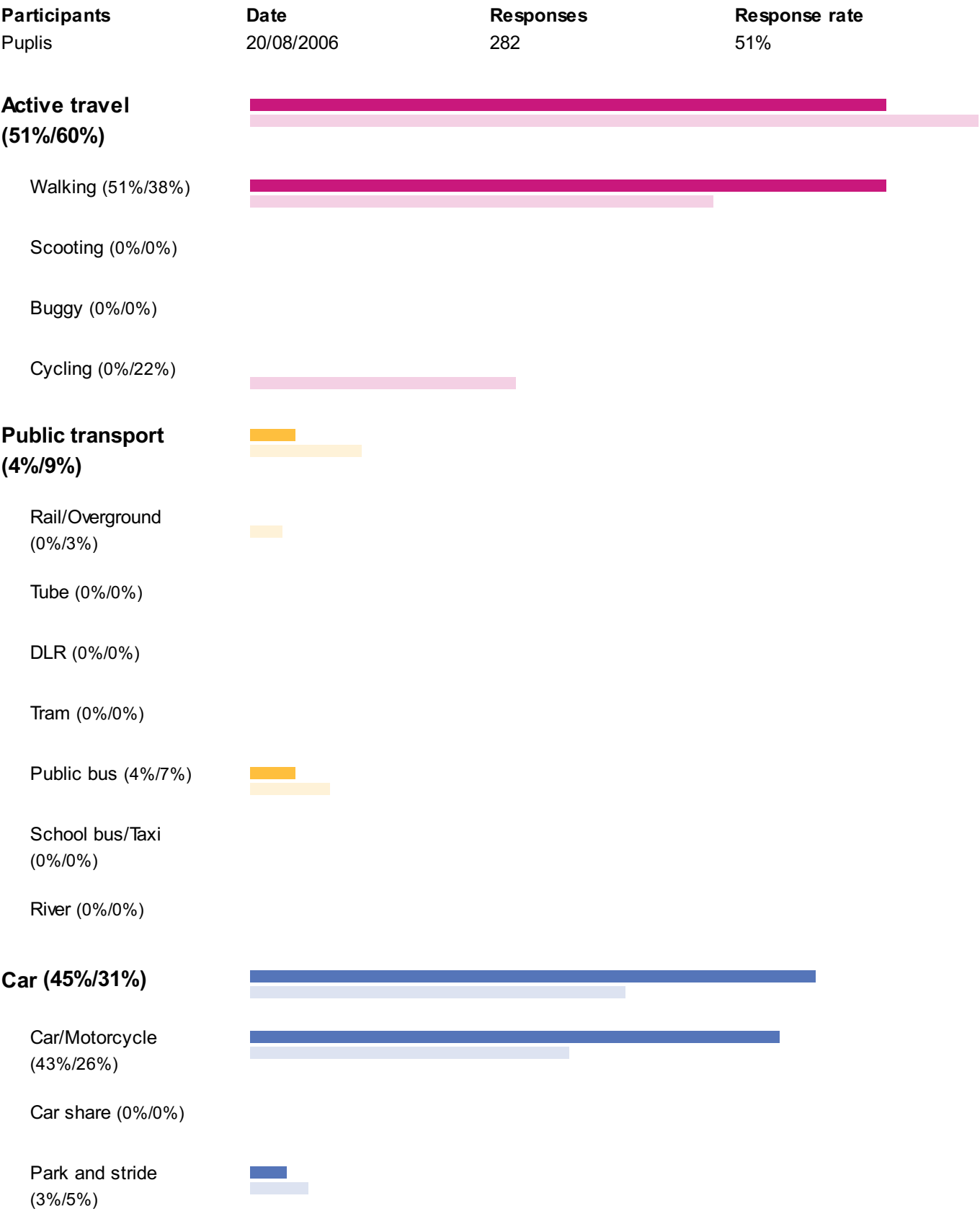
### Car (46%/18%)

Car/Motorcycle  
(40%/12%)

Car share (1%/4%)

Park and stride  
(5%/2%)

# 2005/2006 Survey



# 2003/2004 Survey

Participants	Date	Responses	Response rate
Puplis	20/08/2004	369	72%
<b>Active travel</b>			
<b>(49%/70%)</b>	<div><div></div></div>		
Walking (49%/33%)	<div><div></div></div>		
Scooting (0%/0%)			
Buggy (0%/0%)			
Cycling (0%/37%)	<div><div></div></div>		
<b>Public transport</b>			
<b>(3%/5%)</b>	<div><div></div></div>		
Rail/Overground (0%/1%)	<div><div></div></div>		
Tube (0%/0%)			
DLR (0%/0%)			
Tram (0%/0%)			
Public bus (3%/4%)	<div><div></div></div>		
School bus/Taxi (0%/0%)			
River (0%/0%)			
<b>Car (48%/25%)</b>			
	<div><div></div></div>		
Car/Motorcycle (48%/25%)	<div><div></div></div>		
Car share (0%/0%)			
Park and stride (0%/0%)			

---

## Stories



---

## Junior Citizenship Scheme

### Our story

Our Year 6 classes are booked to take part in the Junior Citizenship Workshop in June

### Dates of activity

08/06/2023 - 08/06/2023

### Number of participants

60

## Wheel to school week

### Our story

The whole school were invited to take part in our annual 'Wheel to School Week'. The JTAs were by the gate in the morning to hand out stickers to pupils scooting, cycling, roller skating or skateboarding to school. They also acted as parking marshalls to ensure wheels were stored safely.

We were disappointed that the weather in that week was colder and a lot wetter than previous years, but delighted that people did make the effort, especially later in the week when the weather was a little better.

The JTAs and STP Champion spoke about the reasons for having a Wheel to School week in assembly and JTAs made posters to go up around the school to advertise the week.

### Dates of activity

27/03/2023 - 31/03/2023

### Number of participants

482

## Senior management and school governor involvement

### Our story

Members of the governing body completed a travel survey at their termly meeting. They were asked the same questions as pupils and staff about how they travel, and how they would prefer to travel. They were also asked for comments on their journey to school and any comments on the travel plan and associated work.

### Dates of activity

21/03/2023 - 21/03/2023

### Number of participants

13

## Year 3 statistics work on travel to school

### Our story

Year 3 used the stimulus of how children travel to school for statistics work in maths. They collected the data by asking each member of the class how they travelled to school that day, then used the information to make bar charts, tally charts and frequency tables.

This led onto a discussion in talk time about healthy, active choices in how to travel and some of the reasons children may need to use cars to travel to school as well as the benefits of park and stride in these circumstances.

### Dates of activity

20/03/2023 - 20/03/2023

### Number of participants

60

## Other curriculum activity

### Our story

The children in Year 2 were looking at maps and learning how to plan routes

### Dates of activity

20/03/2023 - 23/05/2023

as part of their geography work on the local area. They used the laptops to compare using different map types including a road map, street view and an aerial view. The children enjoyed making comparisons between the different styles and were able to talk about the benefits and disadvantages of the different types. They found the school, their homes and planned routes eg from home to school, to the local park and between places they knew.

**Number of participants**

60

## Local authority funding

**Our story**

We were offered the chance to apply for local authority funding, which we delighted to be offered.

**Dates of activity**

16/03/2023 - 16/03/2023

**Number of participants**

8

## Staff involvement in active travel

**Our story**

The staff took part in the annual travel survey. They were asked their usual travel method and their preferred option by the JTAs. Staff were also invited to make comments about their journey to school or on the travel plan.

**Dates of activity**

14/03/2023 - 14/03/2023

**Number of participants**

58

## Road safety talks

**Our story**

We had a performance of 'On the Right Road' by the Wizard Theatre company to the children in Years 2 and 3 about road safety. The children loved it and it reinforced our road safety message. This was followed up by workshops for the two year 2 classes.

**Dates of activity**

28/02/2023 - 28/02/2023

**Number of participants**

120

## Be Bright Be Seen

**Our story**

On Friday 21st of October, we had our annual "Be Bright Be Seen Day", raising awareness of the importance of being safe on the streets. We asked children to come to school NOT in uniform on that day but dressed in bright clothes. We were delighted to see that nearly all the children in the school from Nursery to Year 6 took part, along with many of the staff.

**Dates of activity**

21/10/2022 - 21/10/2022

**Number of participants**

484

## Parent/carer involvement

**Our story****Dates of activity**

Our JTAs handed out stickers to parents/carers and their children during the walk-to-school week. This was meant as an incentive to encourage people to either walk or park further away.

30/09/2022 - 30/09/2022

**Number of participants**

8

## Walk to School Week Newsletter

### Our story

As part of making the children aware of being healthy and of caring for the environment and about safety in the area immediately outside the school grounds, we had a Walk to School Week this week. Leaving the car behind at least one day a week would be something good to try OR driving part way to school and then walking the rest of the way – we call this 'PARK and STRIDE.' This was promoted in our weekly newsletter - see attached.

### Dates of activity

30/09/2022 - 30/09/2022

**Number of participants**

400

## Walk to School Week

### Our story

Every child in the school was invited to take part in 'Walk to School' week. Pupils had a class talk time session to discuss the reasons for encouraging walking to school both to them as individuals and to the environment as a whole.

Children who live further away, or have parents/carers who were travelling onto somewhere else after drop off were encouraged to park and stride from further away than usual or to walk once in the week.

### Dates of activity

26/09/2022 - 30/09/2022

## Staff encouragement for Walk to School Week

### Our story

As part of Walk to School Week, class teachers were expected to take a few minutes to encourage their classes to walk to school throughout the duration of the week. They were also instructed to talk about why it's good for their mental health, fitness, and environment.

### Dates of activity

26/09/2022 - 30/09/2022

**Number of participants**

400

## Private coaches for school trips

### Our story

On some occasions it is necessary to use private coaches for travel such as residential school journeys, for the younger children and for those that aren't accessible by public transport with a large group.

We also have an arrangement with two other local primary schools to hire their minibuses on occasions to take groups to sporting events, trips or similar where it is a small group - avoiding the need to use several cars.

### Dates of activity

05/09/2022 - 19/05/2023

**Number of participants**

480

## School Streets

### Our story

A working group, consisting of staff and a governor, are working towards a Safer Street outside our school. We have been concerned for some time about the driving and parking behaviours in our immediate vicinity and feel this would make school drop-off and collection safer for the children and would encourage more people to walk, cycle or scoot to school. The team are liaising with borough officials and another local school to develop this scheme and hope to be able to implement it soon.

### Dates of activity

05/09/2022 - 23/05/2023

### Number of participants

4

## Public transport for school trips

### Our story

Wherever possible we use public transport for class trips. These are a cheaper option, are more environmentally friendly and usually much quicker! We are lucky because we can walk to both tube and mainline stations, as well as bus stops. As part of this transport arrangement, we try to include children in the travel planning and encourage them to use the maps to follow their journey, learning how to navigate London's transport system as a result.

### Dates of activity

05/09/2022 - 21/07/2023

### Number of participants

390

## Eco-Schools

### Our story

We have an Eco-Council made up of one pupil representing each class from Year 1 to Year 6. The council work to promote an environmentally friendly school; helping the school community to reduce pollution and help save our fragile earth. They liaise with the JTAs (school travel plan) and Healthy Living Council to encourage more active travel options.

### Dates of activity

05/09/2022 - 23/05/2023

### Number of participants

13

## Walking trips

### Our story

Wherever possible we try to walk to events, trips etc rather than use transport. This promotes a healthy lifestyle, reduces pollution and congestion and encourages pupils to talk to each other and observe the local area. This includes weekly trips to Forest School and swimming lessons, one-off events such as inter-school music festivals and walking to and from the tube before a longer journey.

### Dates of activity

05/09/2022 - 21/07/2023

### Number of participants

440

## School travel noticeboard and web page

### Our story

We take every opportunity to promote the school travel plan initiatives and the work of the JTAs in school. There is a noticeboard in the dining hall that can be seen by every child daily, and a dedicated page on the school website.

### Dates of activity

05/09/2022 - 22/05/2023

### Number of participants

468

## Healthy Schools London

### Our story

The school firmly believes in the Healthy Schools scheme, and we were delighted to be awarded the Silver School Games award in June 2022 in recognition of our work towards an active lifestyle. We have a Healthy Living Council which involves one pupil from every class in Year 1 to Year 6 who meet regularly to discuss ways to make the school population more active and plan events for this, including recent work on introducing more healthy snacks at playtime.

### Dates of activity

05/09/2022 - 21/07/2023

### Number of participants

482

## Junior Travel Ambassador (JTA) Scheme

### Our story

Each class in Year 5 and 6 appoint two JTAs to work on the travel plan and be part of the team. We meet roughly monthly to discuss events in school, ways to encourage people to travel more sustainably and to support the STP Champion. It is an important part of our pupil voice and ties in with the rights of the child.

### Dates of activity

05/09/2022 - 24/05/2023

### Number of participants

10

## Junior Citizenship Scheme

### Our story

Our Year 6 classes have booked to take part in the Junior Citizenship scheme run by TfL.

### Dates of activity

17/06/2022 - 17/06/2022

### Number of participants

60

## Tube maps

### Our story

Year 3 had a lesson on using tube maps. They were introduced to the map and given time to explore it. Then they learnt about the different tube lines, intersections and how to use the key before completing activities on plotting routes, using grid references to locate stations and identifying lines etc.

### Dates of activity

26/05/2022 - 26/05/2022

### Number of participants

60

## Senior management and school governor involvement

### Our story

The Governors play an active part in our school travel plan. The travel plan is reported on to the Pupil and Staffing Welfare sub-committee each term and an update is included in the termly governors report. It is also reported on in Senior Management Team meetings.

### Dates of activity

28/03/2022 - 28/03/2022

### Number of participants

13

The Governors completed their annual travel survey during their Spring termly meeting.

All governors responded.

This helped highlight the work of the school towards the Travel Plan, encourages their interest and involvement and is a good source of information for the local community.

## Wheel to school week

### Our story

Every year we hold a 'well-being week' focussing on positive mental health, healthy lifestyles and being active.

As part of this we have 'wheel to school' week, where we encourage pupils to cycle, scoot, skateboard etc to school to increase numbers using active travel.

JTAs stand at the school gate in the mornings to give stickers to participants and we also encourage families who live further away to park and wheel.

### Dates of activity

28/03/2022 - 01/04/2022

### Number of participants

474

## Staff involvement in active travel

### Our story

Staff were asked to complete the annual travel survey. They were asked their normal travel option and their preferred option. Staff then had the opportunity to add any comments about their travel to school and local issues affecting this.

### Dates of activity

08/03/2022 - 11/03/2022

### Number of participants

59

## Other curriculum activity

### Our story

The children in Chestnut and Pine classes were reading 'Mrs Armitage on Wheels' as their focus book. This story involves the main character designing and adding adaptations to her bike to improve it.

This provided the stimulus for the children to think about the adaptations they would make to a bike and as part of Design Technology they planned, made and evaluated their own adaptations before adding them to a bike in their classroom.

The children thoroughly enjoyed this activity and enjoyed talking about their models, what they had chosen, why and how they made them.

### Dates of activity

28/02/2022 - 12/03/2022

### Number of participants

59

## Travel survey in maths

### Our story

The children in Reception were looking at simple data handling and used the focus of travel to school as the stimulus. They talked about different forms of transport, collected data using a questionnaire, and made simple graphs practically, on paper and electronically to show this. They recorded the comments the children made and added these to the class floor books. A

### Dates of activity

07/02/2022 - 11/02/2022

### Number of participants

46

display was created showing aspects of this work with toy transport around it to stimulate the children's play.

## PHSE road safety lesson

### Our story

Following an incident on a local road, Barnet sent the school a powerpoint presentaion to use with our children to remind them about the safe use of zebra (and other) crossings. We used this as part of our PHSE lessons with our Year 5 and 6 children. These classes were chosen because they are allowed to be lone walkers and we felt it was good preparation for the Year 6 pupils as they will be moving to secondary school soon and the local raod is very near the school that most children will go to.

### Dates of activity

20/01/2022 - 20/01/2022

### Number of participants

118

## Road safety presentation

### Our story

Following an incident on a local road, Barnet sent the school a powerpoint presentaion to use with our children to remind them about the safe use of zebra (and other0 crossings. As it was tailored to the specific location it was recognisable to the children and made them more aware. We used it with our Year 5 and 6 children, as they are allowed to be lone walkers and as part of our preparation for Year 6 towards secondary school.

### Dates of activity

20/01/2022 - 20/01/2022

### Number of participants

118

## Other road safety activity -Be Bright, Be Seen day

### Our story

The whole took part in our Be Bright, Be Seen day. Children and staff were asked to come to school wearing their brightest colours to remind and reinforce the road safety message of being seen when out walking in the darker winter months. It was an item in the newsletter beforehand, it was talked about in assembly, reminder texts were sent to parents/carers and there was a follow up in the newsletter with photos.

### Dates of activity

12/11/2021 - 12/11/2021

### Number of participants

458

## School active travel policy

### Our story

The Junior Travel Ambassadors worked with the STP champion to revise the school travel policy. before it was sent to the SMT and governors for review and ratification at their next meeting.

### Dates of activity

08/11/2021 - 12/11/2021

### Number of participants

9

## Bikeability training

### Our story

### Dates of activity

Children from Years 5 and 6 were invited to take part in bikeability training. We used the company 'Cycle Confident' who sent 2 trainers to work with the children across the week to develop their cycling skills and apply these on local roads safely.

08/11/2021 - 12/11/2021

**Number of participants**  
28

## Attend a TfL or borough school travel event

### Our story

The STP champion attended the STARS online STP Champion forum, linking up with other schools to hear more about STARS, share ideas and learn more about using and uploading to STARS

### Dates of activity

13/10/2021 - 13/10/2021

**Number of participants**  
1

## Pupil involvement

### Our story

We have a JTA team consisting of 2 pupils from each Y5 and Y6 class. They support the STP champion in promoting the travel plan, active travel and organising events.

The team usually meet every month and discuss what we are doing in school, make plans for the future and consider how we can support active travel more.

Minutes are kept of each meeting, written by the JTAs.

### Dates of activity

15/09/2021 - 06/06/2022

**Number of participants**  
8

## School travel working group

### Our story

The STP champion and JTAs put together a working group schedule so all those involved know when and what we are doing and what their role is within the school travel plan. This is shared with the leadership team and then all staff to ensure good communication and links to other activities in school

### Dates of activity

06/09/2021 - 06/06/2022

**Number of participants**  
72

## Private coaches for school trips

### Our story

On some occasions it is necessary to use private coaches for travel such as residential school journeys, trips that take place into the later evening, for the younger children and those that aren't accessible by public transport with a large group

### Dates of activity

02/09/2021 - 06/06/2022

**Number of participants**  
487

## Junior Travel Ambassador (JTA) Scheme



**Our story**

2 representatives from each Year 5 and 6 class are appointed as JTAs. The group meets at least monthly to help support the school travel plan, plan activities and promote the STARs agenda.

**Dates of activity**

02/09/2021 - 06/06/2022

**Number of participants**

8

## Public transport for school trips

**Our story**

Wherever possible we use public transport for school trips. TfL offer schools free travel which greatly reduces the cost for parents and carers, which in turn enable the school to offer a wider variety.

**Dates of activity**

02/09/2021 - 06/06/2022

**Number of participants**

270

## Other smarter driving activity

**Our story**

We have implemented a soft start to the school day to stagger the arrival of pupils on site. Pupils can arrive at any time between 8.45 and 9.00, which has greatly reduced the congestion outside school in the mornings. The roads outside are therefore safer and we hope have less pollution.

**Dates of activity**

02/09/2021 - 06/06/2022

**Number of participants**

487

## Weekend walkies

**Our story**

The children in Reception have dogs they take turns to look after at the weekend and write a diary to show what the dogs have been doing. Children are encouraged to be creative in their activities, with an emphasis on taking the dog for walks

**Dates of activity**

02/09/2021 - 06/06/2022

**Number of participants**

57

## Walking trips

**Our story**

Each week classes walk to swimming lessons at another school and to Forest School in the local woods. Children walk each way to promote a healthy lifestyle, to reduce pollution and congestion and encourage them to talk to each other and observe the local area.

**Dates of activity**

02/09/2021 - 06/06/2022

**Number of participants**

210

## School travel noticeboard and web page

**Our story****Dates of activity**

To promote the school travel plan and the work of the JTAs we have a noticeboard in the dining hall where it is obvious to all members of the school community.

There is also a page on the school website for the travel plan that is open for any visitors to the school site to see.

02/09/2021 - 06/06/2022

**Number of participants**

487

## Communicating with parents/carers

### **Our story**

The work of the JTAs and the school travel plan is a regular feature in the school newsletter, the termly highlights and termly Pupil Voice newsletter. This is sent weekly to all parents and carers, governors, staff, volunteers, local authority school improvement partners and some previous staff. There is a page on the school website too for the JTAs and school travel plan.

### **Dates of activity**

02/09/2021 - 06/06/2022

**Number of participants**

487

## Working in partnership with local police

### **Our story**

The children in Year 5 and Year 6 had a virtual talk with Michelle Davies, PCSO Engagement Officer from the police. She presented and took questions related to safer independent travel including public transport, cycling, car passenger and pedestrian safety.

### **Dates of activity**

21/04/2021 - 21/04/2021

**Number of participants**

120

## Other curriculum activity

### **Our story**

As part of our Lockdown learning, the school carried on with the planned Maths day. Year 1 were looking at making simple bar graphs and counting, so were set the challenge of going outside to count and record things. Suggested activities included the types of transport, colour of cars etc. We were delighted to see how many children completed the activity and uploaded their work for staff to see.

The children attending the HUB also joined in, and completed a survey of the colour of cars in the school car park and asking and answering questions about what they found.

### **Dates of activity**

25/02/2021 - 25/02/2021

**Number of participants**

60

## Road Safety Week

### **Our story**

For Road Safety Week 2020, the school held an assembly focussing on Road Safety as a follow up to our Be Bright, Be Seen day a couple of weeks earlier.

Held remotely due to COVID restrictions, the online assembly focussed on why we need a road safety week, and took this years theme of No Need to Speed. Following the assembly, classes were given the opportunity as part of their PHSE sessions to ask and answer questions.

### **Dates of activity**

10/11/2020 - 13/11/2020

**Number of participants**

450

## Bikeability training

### Our story

A group of Year 6 pupils took part in Bikeability training. As they had already completed Level 1 in previous years, after a refresher and check of their skills, they were able to move onto Level 2 training and apply their skills to local public roads. Children commented that they felt safer on roads now they knew the highway code better and felt they were safer riders as a result of the training. (photos of training on roads not available as jpegs lost)

### Dates of activity

09/11/2020 - 13/11/2020

### Number of participants

24

## Other road safety activity - Be Bright Be Seen day

### Our story

The whole school, from Nursery to Year 6, and many staff took part in our annual Be Bright, Be Seen day. Children were asked to come to school dressed in their brightest, most reflective and luminous coloured clothes to highlight the importance of being seen when walking in the darker, winter months.

### Dates of activity

23/10/2020 - 23/10/2020

### Number of participants

480

## Attend a TfL or borough school travel event

### Our story

The school travel plan champion attended the STARs seminar on 13/10/2021 supporting the use of STARs and writing the Travel Plan

### Dates of activity

13/10/2020 - 13/10/2020

### Number of participants

1

## Year 4 - Holly Park Forever Project

### Our story

As part of our Recovery Curriculum, we were very keen to support pupil wellbeing and to facilitate the children being school ready and to feel part of the HPS community again under one roof. We decided to have a two week Holly Park Forever Project. The main idea was to reunite the children with each other and welcome them back to our school –to the school community they are part of. Each class took a slightly different angle on the project and looked at a diverse range of areas.

Year 4 looked at the Holly Park of the future, and this included looking at transport and how they might travel to and from school.

### Dates of activity

07/09/2020 - 26/09/2020

### Number of participants

390

## Cycle parking installed

### Our story

With funding received from TfL through Barnet Travel Plan team we were able to purchase another cycle stand to increase our cycle storage by 50%. It is a covered stand and it has instantly proved popular with the pupils, with a few children reparking their bikes during the day so they could be the first to use

### Dates of activity

29/02/2020 - 28/02/2020

### Number of participants

2

it!

## TfL funding

### Our story

We were invited to apply for funding for additional cycle storage and were delighted to have our request for £2,500 approved.

The cycle storage was installed at the end of February and was immediately in use by pupils.

### Dates of activity

28/02/2020 - 03/03/2020

### Number of participants

1

## Other partnership activity

### Our story

A group of children from Years 5 and 6 attended the London Climate change march in February. Joining with pupils from schools from all over London and the South East they marched around London proudly displaying the banners they had made to raise awareness of climate change, including pollution from transport.

Following on from this, all classes from Year 1 to Year 6 took part in a house challenge where they had to work in teams to create banners, posters or placards about an issue they feel passionately about.

### Dates of activity

14/02/2020 - 22/02/2020

### Number of participants

12

## Other partnership activity

### Our story

The governors are running a fundraising campaign to increase the size of the playground by removing some of the car park. Year 1 tied this into their transport topic and completed a survey of the car park use for a week to see what affect this would have. They looked at features of a car park, why we have them etc and went out to look at the car park in detail and everyday for a week counted the number of cars and number of spaces.

They also conducted a survey with the staff about travel before presenting this information to the headteacher, governors and fundraising team.

### Dates of activity

10/02/2020 - 03/04/2020

### Number of participants

60

## Other curriculum activity-maps of routes to school

### Our story

The children in Pine and Chestnut classes were set homework to draw a map of their route to school. This tied in with classwork on landmarks and geography.

Children were encouraged to draw their route, adding landmarks they pass. The activity was extended for pupils by asking them to add road names and labels to their drawings.

### Dates of activity

06/01/2020 - 05/03/2020

### Number of participants

60

## Other curriculum activity

**Our story**

Year 1 have completed a topic on transport this term.

They explored transport of the past and future, as well as looking at transport options today.

They investigated transport, looking at what uses the air, road and sea.

They made models, drew pictures, read and wrote stories and made a visit to the RAF museum.

**Dates of activity**

06/01/2020 - 03/04/2020

**Number of participants**

60

## Other road safety activity -Be Bright, Be Seen day

**Our story**

The whole school took part in Be Bright, Be Seen day. Everyone from Nursery to Year 6 and staff were invited to come to school dressed in their brightest colours to remind everyone of the importance of dressing to be seen on the dark, winter mornings.

In assembly the JTAs talked about why we need to dress brightly, and showed some examples of good coats to wear and other ways to make sure you can be seen.

**Dates of activity**

18/10/2019 - 18/10/2019

**Number of participants**

498

## Walk to School Week

**Our story**

The whole school took part in Walk to School week. Children and thie families were necouraged to walk to school as many times as possible in the week, or at least park and stride if they lived further away.

The JTAs (and staff to support them!) went about 100 metres from schoo to give stickers to those making the effort to join in and walk. We noticed that as the week went along more families joined in and park and striders tried to stride a bit further.

**Dates of activity**

14/10/2019 - 18/10/2019

**Number of participants**

480

## Junior Travel Ambassador (JTA) Scheme

**Our story**

Our JTA team is in place again this year, comprising of 2 children from each class in Year 5 and 6.

The team meets at least monthly to plan, organise and evaluate events in school.

There is a JTA / Travel plan noticeboard in school and a page on the school website.

**Dates of activity**

11/10/2019 - 12/11/2019

**Number of participants**

10

## Bikeability training

**Our story**

Children in Years 3 to 6 were offered the opportunity to take part in Bikeability training. The children in Years 5 and 6 who had successfully completed Level 1 took part in level 2 training, with Years 3 and 4, with any older children who had not done training previously, enjoyed level 2 training.

**Dates of activity**

30/09/2019 - 17/10/2019

**Number of participants**

90

Over 90 children applied to take part and the training was spread over 3 weeks.

It was great to see how the children's skills developed during the training and feedback from pupils and parents were all positive.

One Y6 child said 'it was nice to learn how to ride safely on roads as my mum didn't let me go out before and I could only ride in the garden or the park'. A year 4 child said they felt safer knowing how to control their bike better and felt more confident to ride since taking part.

## Public transport for school trips

### Our story

Wherever possible we use public transport to make school trips. As well as teaching the children about how to navigate London, it reduces the cost for the parents making trips more affordable, and therefore more possible, and helps combat the congestion and pollution on our roads.

### Dates of activity

09/09/2019 - 27/03/2020

### Number of participants

240

## Walking trips

### Our story

Every week classes walk to swimming lessons and forest school. As well as the obvious health and environmental benefits, we find that these walking trips give children the chance to chat to each other and adults in a way that's not always possible in school.

Additionally, we walk to other events across the year eg Reception walked to a local cafe as part of a topic on food, Year 5 walked to our local secondary school to see their school production, Year 3 walked to the local gurdwara, Nursery went on an autumn walk and children on school residential trips take part in orienteering.

### Dates of activity

09/09/2019 - 27/03/2020

### Number of participants

180

## Communicating with parents/carers

### Our story

The work of the school travel plan is regularly featured in the school newsletter which is emailed to all parents, staff, governors and members of the school community weekly.

### Dates of activity

09/09/2019 - 03/04/2020

### Number of participants

500

## School travel noticeboard and web page

### Our story

To promote the school travel plan and the work of the JTAs we have a noticeboard in the dining hall where it is obvious to all members of the school community.

There is also a page on the school website for the travel plan that is open for any visitors to the school site to see.

### Dates of activity

05/09/2019 - 03/04/2020

### Number of participants

493

## Other curriculum activity - London Loop Daily Mile

### Our story

All classes, from Year 1 up, take part in the Daily Mile challenge to ensure they have exercise everyday, and as part of our minimum of 2 hours a week for PE lessons.

Children run or jog around a track laid out in the playground, promoting social, emotional and mental health and wellbeing, as well as their fitness.

This year, the children in Key Stage 2 tied this into 'The London Loop Challenge' where the daily runs were mapped around a map of London landmarks.

### Dates of activity

04/09/2019 - 03/04/2020

### Number of participants

390

## Geography fieldwork

### Our story

Children in Year 1 were asked to make a map of their route to school for their homework. This supported work on the local area and local landmarks in Geography.

Children drew maps, took photos and added captions. In school they talked to the class about their maps and the route they took to the class and used language to support this eg left, right, past, through, near etc

### Dates of activity

13/09/2002 - 23/09/2022

### Number of participants

58