








HOLLY PARK

RE Knowledge Organiser

Reception

Religion /Worldview: CHRISTIANITY JUDAISM	SPECIAL PEOPLE What makes people special?	Autumn 1
--	--	-----------------

Core Knowledge	Whole School Links	
<p>Families We all have different special things that we do with our families. All families are different</p> <p>Friends Help the children to understand that we all have special friends and that everyone is special for different reasons.</p> <p>Role Models Draw a picture of someone from within the school who is a role model to the children. Around the outside write labels/sentences about why they are a role model e.g. kind, helpful, hard-working and doesn't give up.</p> <p>Jesus Show the children a picture of Jesus. Who is this person? What do the children know about Him? Why do Christians believe He is special? Christians believe in God and that Jesus is God's son. Jesus is seen as the role model for Christians. Story - Jesus heals the paralysed man or another familiar story of Jesus performing a miracle. Do you think Jesus is special and why/why not? Why do you think Christians believe Jesus is God's son?</p> <p>Moses Talk about school rules. Why do we have rules at school? Show the children a picture of Moses with the Ten Commandments. Do you know who this is? Explain that it is Moses, a role model for Jews who they believe was given 10 rules from God to show them how to live their lives well. Jews believe they are God's special people so they want to keep God's rules to show they respect Him.</p>	<p>Families Whole school Equalities afternoon – Autumn term</p> <div style="text-align: center;">  </div> <p>Moses Rules - Make own Class Charter and refer to it as part of Rights Respecting schools</p> <div style="text-align: center;">  </div>	<div style="text-align: center;">  </div> <div style="display: flex; justify-content: space-around; margin-top: 20px;">   </div>

Communication and Language	PSED	Understanding the World	Other Curriculum links
<p>Understand how to listen carefully and why listening is important. Describe events in some detail. Engage in storytimes. Listen to and talk about stories to build familiarity and understanding. Learn new vocabulary Ask questions to find out more and to check they understand what has been said to them Retell the story once they have developed a deep familiarity with the text; some as exact repetition and some in their own words.</p>	<p>Build constructive and respectful relationships. Express their feelings and consider the feelings of others. Think about the perspectives of others.</p>	<p>Talk about members of their immediate family and community Name and describe people who are familiar to them. Recognise some similarities and differences between life in this country and life in other countries. Compare and contrast characters from stories, including figures from the past. Recognise that people have different beliefs and celebrate special times in different ways.</p>	<p>Draw/paint/collage pictures of people who are special to them. Role play set up as a home corner. Take photographs of children playing with special friends. Print the pictures and ask children to say/write underneath why their friend is special to them. Puppet theatre to act out or small world-play using dolls.</p>