

London Borough of Barnet

# Holly Park Primary School



Gold accredited

## Holly Park Primary STARS Travel Plan

01/09/2018 - 31/08/2019

### School information

**Current Level**  
Gold accredited

**Awarded**  
September 2016

**Valid until**  
August 2019

### Basic information

**Opening hours**  
07:30 - 18:00

**Student school hours**  
08:55 - 15:30

**Breakfast club opening hours**  
07:45 - 08:55

**Extended school visiting time**  
18:00

**Number of staff**  
60

**Site crossing points**  
0 crossings

**Site crossing patrol**  
No

**Joint access**

### Travel and planning

#### Bus routes

The 221 stop at the junction of Bellevue Road and Friern Barnet Road is a 3 minute walk from school. The bus stop for the 34 and 251 at Beaconsfield Road is an 8 minute walk from school. The 134 stop near the junction of Friern Barnet Lane and Friern Barnet Road is a 10 minute walk from school. The 232, 382, 298 and 184 routes all have a stop at Betstyle Circus, a 10 minute walk from school.

#### Bus stop procedure

Not applicable

#### Catchment area

Holly Park is a popular and oversubscribed community primary school (with nursery) serving a suburban, residential area, consisting of a mix of older style houses, flats and an estate built in the late 1990's. Children at Holly Park come from a mix of owner occupier, privately rented and council rented homes. A wide number of cultures, faiths and ethnic groups make up the Holly Park community, and this is a distinctive strength of our school. Although the majority of our pupils come from an area close to the school, we have a number of families who travel from further away. These are usually families that have moved or have been rehoused away from our catchment area, but kept their children at Holly Park to ensure a more consistent education, and in our bulge year groups where we have a larger catchment

Staff generally access the school through doors from the car park and this car park entrance is located well away from the pedestrian access that pupils use.

area. In particular, our bulge classes in Years 1 and 6 have families that live further from school. Some of our support staff live in the Friern Barnet area, but most of the teaching staff live further afield.

### **Expansion plans**

Bulge classes in the current Years 1 and 6 led to families travelling from further away, with less opportunity for pupils to walk or travel independently.

### **Engineering measures**

The staff car park was re-marked to ensure safer and more considerate parking. We have reduced the number of spaces available and we encourage staff to use alternative travel methods, car sharing or park and stride. Following a campaign by the school, parents and local residents a 20mph zone has been implemented around the school. Cameras on the zig-zags outside school have also reduced some parking issues and has made the area outside the gate slightly safer for children to cross.

### **Other travel information**

Holly Park Primary School is located on Bellevue Road in Friern Barnet,

south of Friern Barnet Road, which is heavily trafficked. Bellevue Road runs past the main gates of the school and is a through road, junctioning with Friern Barnet Road to the north and Crescent Road to the south. Both of these adjoining roads are heavily trafficked and Crescent Road itself is used as a driving instruction area by local driving schools, adding to congestion in the school area. The school is within 1/4 mile of two other schools, and several private nurseries, and this can cause additional difficulties at school drop off and collection times. Crescent Road and Bellevue Road are often used by vehicles as a 'rat run' to avoid traffic queues. The properties in the area are mainly terraced which results in cars parking on the roadside. The layout of the roads in the area is such that there are a number of junctions that need to be crossed on each road. The school is less than a quarter of a mile from the entrances to two other schools which leads to extra congestion in the area. The pedestrian entrance used by the pupils is clearly marked. The car park entrance has been moved further down Bellevue Road so it is now well away from the pedestrian entrance. The school has two entrances facing Bellevue Road, these are the driveway into the car park and the pupils' and pedestrian entrance. Yellow zigzags showing 'School Keep Clear' are marked on the road by this entrance, with concrete bollards to keep children safer on the pavement.

### **Rules relating to school travel**

Children in Year 6 are allowed to travel independently, if parents have signed a permission form. Children in all other year groups must be met by an adult or older child.

### **Notes about travel in the area**

Holly Park is located in a residential area with limited parking in some local roads. Local residents and schools have recently campaigned for a 20mph zone around the local area and we were delighted that this was extended across a wider local area than expected. There is a mainline station (New Southgate) located about 8 minutes walk from the school and this results in some commuters using local roads for parking.

### Cycle routes

None laid out nearby, but we encourage children to make use of local parks and side roads where possible to avoid busy roads.

## Facilities and parking

### Covered sheffield stand

0 spaces

### Sheffield stand

8 spaces

### Cycle racks

6 spaces

### Other cycle parking

0 spaces

### Scooter parking

16 spaces

### Access to car park

For staff only. Access is given to parents and carers by agreement with the Headteacher eg a child with a disability, special needs. Disabled staff or visitors are able to park in the car park, and space will be made available as needed.

### Helmet lockers

0 lockers

### Student storage lockers

0 lockers

### Staff storage lockers

20 lockers

### Staff shower facilities

No

### Number of entrances

1 entrances

### Local speed limit

20 mph

### Motorcycle parking

0 spaces

### Staff parking

32 spaces

### Staff car share parking

0 spaces

### Disabled parking

0 spaces

### Visitor parking

0 spaces

### Coach parking

No

## Edubase data

### Address

Bellevue Road  
Friern Barnet  
London  
N11 3HG

2083681434

[Go to website](#)

### Phase of education

Primary

### School type

Community School

### Gender

Mixed

### Age range

3 - 11

### Number of pupils

548

### DfE Number

302/2032

### URN

101286

### Status

Open

# Targets

---

## ✓ Achieved

### Bikeability training

**Description**

For at least 16 Year 5 pupils to receive Level 2 Bikeability training and at least 16 Year 4 pupils receive Bikeability Level 1 training

**Planned date**

29/03/2019

**Closed date**

29/03/2019

## ↻ In progress

### Staff walking

**Description**

Staff to walk and/or car share to home visits, meetings, courses etc wherever possible

**Planned date**

01/09/2018

### Walking activities for pupils

**Description**

To increase opportunities for walking activities by all pupils in school eg walk to swimming and forest school weekly, local walks, independent travel for pupils in Year 6

**Planned date**

01/09/2018

### Active travel promoted as part of healthy schools

**Description**

Active travel is promoted throughout the school. Walk to school, bike to school and scoot to school weeks will be held, alongside a fitness and well-being week

**Planned date**

01/09/2018

### Walking

**Description**

In our hands up survey for 2018 45% of pupils walked to school. Our target for 2019 is to increase this to at least 48%.

**Planned date**

01/09/2018

### Scooting

**Description**

Currently 6% of the pupils scoot to school. Our target for 2018 is for this to

**Planned date**

01/09/2018

increase to at least 7%.

## Car and motorcyle travel

### Description

To maintain the lower percentage of pupils travelling to school by car. Current 35%, target for 2018 is 30%

### Planned date

01/09/2018

# Survey Groups

## 2018/19 pupil hands up survey

Participants	Date	Responses	Response rate
Puplis	28/02/2019	522	97%

### Active travel (58%/70%)

Walking (47%/21%)

Scooting (8%/18%)

Buggy (0%/0%)

Cycling (3%/30%)

### Public transport (8%/8%)

Rail/Overground  
(1%/2%)

Tube (0%/1%)

DLR (0%/0%)

Tram (0%/0%)

Public bus (7%/5%)

School bus/Taxi  
(0%/0%)

River (0%/1%)

### Car (33%/22%)

Car/Motorcycle  
(22%/12%)

Car share (3%/8%)

Park and stride  
(8%/3%)

## 2018/19 staff hands up survey

Participants	Date	Responses	Response rate
Staff	28/02/2019	60	100%

### Active travel (30%/73%)

Walking (30%/60%)

Scooting (0%/2%)

Buggy (0%/0%)

Cycling (0%/12%)

### Public transport (7%/3%)

Rail/Overground  
(2%/0%)

Tube (0%/0%)

DLR (0%/0%)

Tram (0%/0%)

Public bus (5%/2%)

School bus/Taxi  
(0%/0%)

River (0%/2%)

### Car (63%/23%)

Car/Motorcycle  
(63%/22%)

Car share (0%/2%)


Park and stride  
(0%/0%)

# All pupils 2017/18

Participants	Date	Responses	Response rate
Pupils	06/02/2018	534	98%

## Active travel (52%/68%)

Walking (45%/21%)



Scooting (6%/16%)



Buggy (0%/0%)



Cycling (1%/32%)



## Public transport (8%/8%)

Rail/Overground  
(1%/2%)



Tube (0%/1%)



DLR (0%/0%)



Tram (0%/0%)



Public bus (6%/4%)



School bus/Taxi  
(0%/0%)



River (0%/0%)



## Car (40%/24%)

Car/Motorcycle  
(35%/20%)



Car share (2%/2%)



Park and stride  
(4%/2%)





Staff 17/18

Participants	Date	Responses	Response rate
Staff	06/02/2018	60	98%



Scooting (0%/0%)

Buggy (0%/0%)

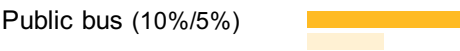


Rail/Overground  
(0%/0%)

Tube (0%/0%)

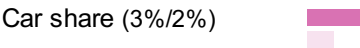
DLR (0%/0%)

Tram (0%/0%)



School bus/Taxi  
(0%/0%)

River (0%/0%)




Park and stride  
(0%/0%)

# Spring Term 2017

Participants	Date	Responses	Response rate
Puplis	13/03/2017	515	98%

## Active travel (55%/82%)

Walking (47%/32%)



Scooting (6%/19%)

Buggy (1%/0%)

Cycling (1%/30%)

## Public transport (7%/8%)

Rail/Overground  
(0%/1%)

Tube (0%/1%)

DLR (0%/0%)

Tram (0%/0%)

Public bus (6%/1%)

School bus/Taxi  
(0%/4%)

River (0%/1%)

## Car (38%/10%)

Car/Motorcycle  
(31%/9%)

Car share (1%/1%)

Park and stride  
(6%/1%)

## Staff 16/17

Participants	Date	Responses	Response rate
Staff	08/03/2017	57	92%

### Active travel (26%/51%)

Walking (26%/46%)

Scooting (0%/0%)

Buggy (0%/0%)

Cycling (0%/5%)

### Public transport (16%/12%)

Rail/Overground  
(4%/2%)

Tube (2%/4%)

DLR (0%/0%)

Tram (0%/0%)

Public bus (11%/7%)

School bus/Taxi  
(0%/0%)

River (0%/0%)

### Car (58%/37%)

Car/Motorcycle  
(56%/25%)

Car share (2%/7%)


Park and stride  
(0%/5%)

# 2015/2016 Survey

Participants	Date	Responses	Response rate
Pupils & staff	23/03/2016	506	108%

## Active travel (49%/72%)

Walking (45%/42%)



Scooting (3%/11%)



Buggy (0%/1%)



Cycling (1%/18%)



## Public transport (4%/6%)

Rail/Overground  
(0%/1%)



Tube (0%/1%)



DLR (0%/0%)

Tram (0%/0%)

Public bus (4%/3%)



School bus/Taxi  
(0%/1%)



River (0%/0%)

## Car (46%/22%)

Car/Motorcycle  
(40%/17%)



Car share (1%/4%)



Park and stride  
(6%/1%)



## 2014/2015 Survey

Participants	Date	Responses	Response rate
Pupils & staff	20/08/2015	489	50%

### Active travel (47%/41%)

Walking (46%/16%)

Scooting (0%/0%)

Buggy (0%/0%)

Cycling (1%/25%)

### Public transport (4%/28%)

Rail/Overground  
(1%/3%)

Tube (0%/0%)

DLR (0%/0%)

Tram (0%/0%)

Public bus (4%/5%)

School bus/Taxi  
(0%/20%)

River (0%/0%)

### Car (49%/30%)

Car/Motorcycle  
(46%/22%)

Car share (2%/7%)

Park and stride  
(1%/2%)

## 2013/2014 Survey

Participants	Date	Responses	Response rate
Pupils & staff	20/08/2014	491	50%

### Active travel (45%/44%)

Walking (44%/26%)

Scooting (0%/0%)

Buggy (0%/0%)

Cycling (1%/19%)

### Public transport (5%/19%)

Rail/Overground  
(0%/5%)

Tube (0%/0%)

DLR (0%/0%)

Tram (0%/0%)

Public bus (5%/7%)

School bus/Taxi  
(0%/7%)

River (0%/0%)

### Car (50%/37%)

Car/Motorcycle  
(45%/27%)

Car share (1%/8%)

Park and stride  
(4%/2%)

## 2011/2012 Survey

Participants	Date	Responses	Response rate
Pupils & staff	20/08/2012	493	50%

### Active travel (44%/45%)

Walking (43%/27%)

Scooting (0%/0%)

Buggy (0%/0%)

Cycling (1%/19%)

### Public transport (4%/18%)

Rail/Overground  
(0%/2%)

Tube (0%/0%)

DLR (0%/0%)

Tram (0%/0%)

Public bus (1%/9%)

School bus/Taxi  
(3%/7%)

River (0%/0%)

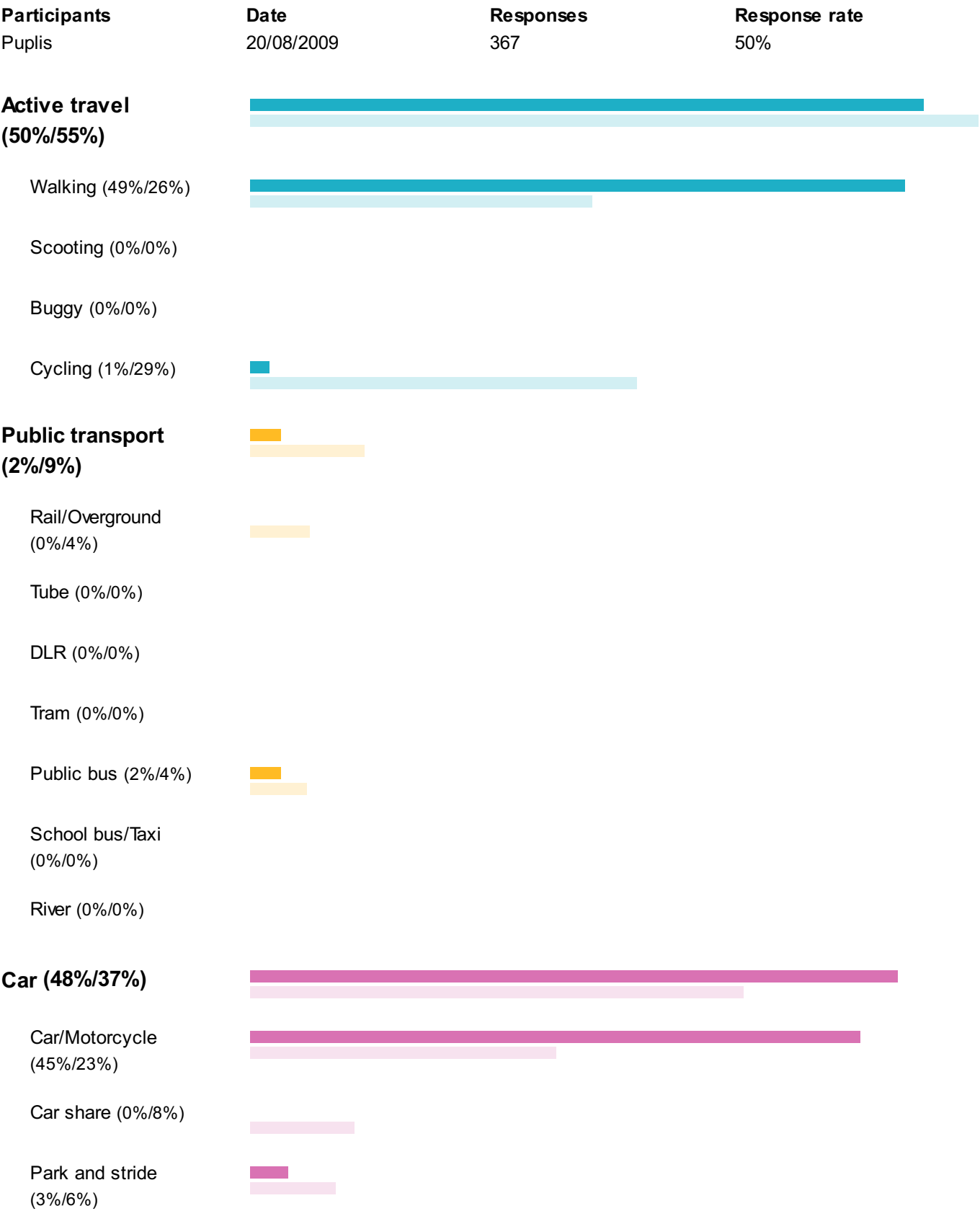
### Car (51%/36%)

Car/Motorcycle  
(49%/29%)

Car share (2%/7%)

Park and stride  
(1%/0%)

# 2008/2009 Survey





## 2006/2007 Survey

Participants	Date	Responses	Response rate
Puplis	20/08/2007	273	52%

### Active travel (51%/69%)

Walking (49%/41%)

Scooting (0%/0%)

Buggy (0%/0%)

Cycling (1%/28%)

### Public transport (3%/13%)

Rail/Overground  
(0%/4%)

Tube (0%/0%)

DLR (0%/0%)

Tram (0%/0%)

Public bus (3%/9%)

School bus/Taxi  
(0%/0%)

River (0%/0%)

### Car (46%/18%)

Car/Motorcycle  
(40%/12%)

Car share (1%/4%)

Park and stride  
(5%/2%)

# 2005/2006 Survey

Participants	Date	Responses	Response rate
Puplis	20/08/2006	282	51%
<b>Active travel</b> <b>(51%/60%)</b>	<div><div></div><div></div></div>		
Walking (51%/38%)	<div><div></div><div></div></div>		
Scooting (0%/0%)			
Buggy (0%/0%)			
Cycling (0%/22%)	<div><div></div></div>		
<b>Public transport</b> <b>(4%/9%)</b>	<div><div></div><div></div></div>		
Rail/Overground (0%/3%)	<div><div></div></div>		
Tube (0%/0%)			
DLR (0%/0%)			
Tram (0%/0%)			
Public bus (4%/7%)	<div><div></div><div></div></div>		
School bus/Taxi (0%/0%)			
River (0%/0%)			
<b>Car (45%/31%)</b>	<div><div></div><div></div></div>		
Car/Motorcycle (43%/26%)	<div><div></div><div></div></div>		
Car share (0%/0%)			
Park and stride (3%/5%)	<div><div></div><div></div></div>		

# 2003/2004 Survey

Participants	Date	Responses	Response rate
Puplis	20/08/2004	369	72%
<b>Active travel</b> <b>(49%/70%)</b>	<div><div></div><div></div></div>		
Walking (49%/33%)	<div><div></div><div></div></div>		
Scooting (0%/0%)			
Buggy (0%/0%)			
Cycling (0%/37%)	<div><div></div></div>		
<b>Public transport</b> <b>(3%/5%)</b>	<div><div></div><div></div></div>		
Rail/Overground (0%/1%)	<div><div></div></div>		
Tube (0%/0%)			
DLR (0%/0%)			
Tram (0%/0%)			
Public bus (3%/4%)	<div><div></div><div></div></div>		
School bus/Taxi (0%/0%)			
River (0%/0%)			
<b>Car (48%/25%)</b>	<div><div></div><div></div></div>		
Car/Motorcycle (48%/25%)	<div><div></div><div></div></div>		
Car share (0%/0%)			
Park and stride (0%/0%)			

---

## Stories

---

## Local community involvement

### Our story

The school Travel Plan Champion and Junior Travel Ambassadors have put together a leaflet for the local residents this was posted to them for all residents near the school to be aware of what the school is doing to improve travel to and from school and asked for any feedback we only receive a few responses and were all very positive such as continue to send newsletter updates and good work we are doing.

### Dates of activity

01/07/2019 - 03/07/2019

### Number of participants

50

## School travel working group

### Our story

we have put together a working group schedule so all those involved know when and what we are doing and what their role is within the school travel plan

### Dates of activity

01/07/2019 - 03/07/2019

### Number of participants

100

## Road safety talks

### Our story

We were delighted to be offered 'Footsteps the movie' road safety presentation for our children in Year 2 and are looking forward to an interactive, engaging presentation on this important skill.

### Dates of activity

28/06/2019

### Number of participants

60

## Other travel competition

### Our story

Children in Year 6 had a competition, run by the JTAs, to design a poster to encourage children to walk, scoot or cycle to school. Children worked individually, in pairs or small groups to design and produce their posters and the finished results were judged by the JTAs to find a winner. The JTAs then took responsibility for putting them up around the school.

### Dates of activity

13/05/2019 - 24/05/2019

### Number of participants

90

## Wheel to School Week

### Our story

Every year we hold a 'well-being week' focussing on positive mental health, healthy lifestyles and being active.

As part of this we have 'wheel to school' week, where we encourage pupils to cycle, scoot, skateboard etc to school to increase numbers using active travel.

JTAs stand at the school gate in the mornings to give stickers to participants

### Dates of activity

01/04/2019 - 05/04/2019

### Number of participants

536

and we also encourage families who live further away to park and wheel.

## Healthy Schools London

### Our story

Holly Park holds a gold award for Healthy Schools, London which is valid until 2020. The school actively promotes health and wellbeing to all pupils across the school.

### Dates of activity

29/03/2019 - 29/03/2019

### Number of participants

536

## Attend a TfL or borough school travel event

### Our story

The STP champion attended a Barnet Travel Plan workshop to liaise with borough advisors and colleagues from other schools to support the writing of the travel plan. It was a great opportunity to share ideas and tips, and plan activities for the coming year.

### Dates of activity

29/03/2019 - 29/03/2019

### Number of participants

12

## Balance bike training

### Our story

The school were offered balance bike training this term, and were lucky to be given 6 bikes and helmets as part of this initiative.

We arranged for two of our early years practitioners to receive the training so they would be able to use their new skills and knowledge with the children as well as training other staff in how to use them.

### Dates of activity

28/03/2019 - 28/03/2019

### Number of participants

2

## Senior management and school governor involvement

### Our story

The Governors play an active part in our school travel plan. The travel plan is reported on to the Pupil and Staffing Welfare sub-committee each term and an update is included in the termly governors report.

It is also reported on in Senior Management Team meetings.

The Governors completed their annual travel survey during their Spring termly meeting.

All governors responded.

This helped highlight the work of the school towards the Travel

Plan, encourages their interest and involvement and is a good source of information for the local community.

### Dates of activity

11/03/2019 - 11/03/2019

### Number of participants

13

## Parent/carers involvement

### **Our story**

All parents/carers were sent an email inviting them to take part in the parent travel survey for the year. The survey was attached to the email and paper copies were available in school for parents who wanted to pick one up. We were pleased that although we only received 13 responses (3.3% of the families in the school) this was up from 5 last year (1.2% of families). We will feedback in the school newsletter on the key points and will use the responses in setting our targets and actions for the coming year.

### **Dates of activity**

11/03/2019 - 22/03/2019

### **Number of participants**

391

## **Local authority funding**

### **Our story**

We applied for funding from TfL for our travel plan activities and were delighted to be successful.

### **Dates of activity**

05/03/2019 - 29/03/2019

### **Number of participants**

10

## **School active travel policy**

### **Our story**

The Junior Travel Ambassadors worked with the STP champion to write a school travel policy.

Firstly, they researched other publically available policies and identified what they thought was the important information. They then looked at a sample of other school policies to see if how they were set out.

After the STP champion had written the policy the JTAs reviewed it before it was sent to the SMT and governors for review and ratification at their next meeting.

### **Dates of activity**

04/03/2019 - 05/04/2019

### **Number of participants**

11

## **Public transport for school trips**

### **Our story**

Wherever possible we use public transport for children going on school trips. We are lucky in that we are in walking distance of the tube, mainline trains and a number of bus routes enabling us to reach most places in London. Taking advantage of the TfL school party scheme has meant we can cut the cost of trips for parents so we are able to make more use of the fantastic variety of resources on offer in London.

So far this year groups have been to The Tower of London, British Museum, Museum of London, and on business challenge days with future trips planned to The National Gallery, Greenwich, and Barnet Museum amongst others.

### **Dates of activity**

31/01/2019 - 31/01/2019

### **Number of participants**

210

## **Year 1 transport topic**

### **Our story**

Year 1 looked at Transport as their topic for the Spring Term 2019. Using the story 'The Naughty Bus' as a stimulus they compared transport from the past

### **Dates of activity**

06/12/2018 - 07/02/2019

with transport today, labelled pictures of transport types to identify features, designed their own transport types and visited the London Transport Museum.

**Number of participants**  
90

## Road Safety Week

### Our story

Every term we hold a 'House Challenge' for the children in years 1 to 6. This term we decided to use the road safety theme to reinforce the work we have done in assembly and PHSE lessons for Road Safety Week.

Working in their house groups, and with mixed age ranges the children had to write, practice and perform a short play that demonstrated a road safety message.

House points were awarded for creativity and team work, which were shared in assembly and will be added to the house point tally for the year.

### Dates of activity

05/11/2018 - 09/11/2018

### Number of participants

480

## Be bright Be Seen day

### Our story

The whole school were invited to take part in a Be Bright, Be seen day to remind children and adult members of our school community of the importance of being bright to be seen in the winter months.

Reminders were given before the day in assembly and in the newsletter.

Children and staff came in bright, neon, fluorescent and reflective colours and materials. The JTAs toured the classes during the day taking photos of good examples and reminding the children about why we were dressed so brightly before helping to put up a display in the hall for all to see.

### Dates of activity

19/10/2018 - 19/10/2018

### Number of participants

540

## Other curriculum activity

### Our story

As part of our 'Be Bright, Be Seen' day the children in Reception explored bright, fluorescent and reflective materials as part of their science and art work. They enjoyed creating collages and pictures using the resources and their language was developed through discussion around the activity.

### Dates of activity

19/10/2018 - 19/10/2018

### Number of participants

60

## Walk to School Week

### Our story

We held our annual walk to school week. All pupils, parents and carers were invited to walk to school (or park and stride) and JTAs and staff were outside school in the mornings to reward participants with a sticker.

Walk to school week was promoted in the school newsletter before the week, in assembly before and during the week and in the newsletter at the end of the week. We were delighted by the response, with more families than ever making the effort to walk or park and stride. We are hoping this encourages these families to walk more often throughout the year.

### Dates of activity

15/10/2018 - 19/10/2018

### Number of participants

540

## Bikeability training

### Our story

Children in Years 3 and 4 were offered Bikeability level 1 training. We were overwhelmed by the number of children asking to take part and it was lovely to see them develop their skills during the sessions.

Children in Years 5 and 6 who had already completed Level 1 were offered the chance to try Level 2. Again there was a very positive response from the children and they were able to develop their skills by applying them to riding on the local roads.

### Dates of activity

01/10/2018 - 12/10/2018

### Number of participants

90

## Working with other schools

### Our story

We invited children in Year 1 from our local partnership schools to take part in a Superhero fun run. The children all dressed up as their favourite superhero and ran around our golden km track. Raising money for charity, the children from different schools enjoyed getting to know each other and the chance to show off their running skills.

### Dates of activity

28/09/2018 - 28/09/2018

### Number of participants

150

## Staff involvement in active travel

### Our story

The pastoral team took part in a sponsored walk to raise money for the Rethink Mental Health charity. Other staff, personal friends and families and the parents at school were all asked to sponsor the team and we were pleased to have the opportunity raise awareness around the benefits of fresh air and activity on mental health. The team are now looking for other activities to take part in.

### Dates of activity

23/09/2018 - 23/09/2018

### Number of participants

7

## Transport of the Future Challenge day

### Our story

All classes from Year 2 to Year 6 took part in a 'Transport of the Future' challenge day.

Working with a company that encourages enterprise in schools, the children worked in teams to research, plan, design and make a form of transport to work in a jungle, desert, ice city or urban area in 3030. Once the models were made, each group wrote a short presentation about their designs to share with the rest of the class.

We were delighted by the creative ideas the children came up with and the range of learning and enterprise skills they used.

### Dates of activity

21/09/2018 - 21/09/2018

### Number of participants

330

## Junior Travel Ambassador (JTA) Scheme

### Our story

We have a JTA team in school who support the Travel Plan Champion in running travel plan events and promoting the travel plan in school.

### Dates of activity

17/09/2018



There are two children from each Year 5 and 6 class and children saty on the team for 2 years so they have a chance to develop thier skills and ideas fully, enabling the Year 6 children to take a more active and lead role in their second year as a JTA.

The JTAs help promote the travel plan with a board in the school and a page on the website.

**Number of participants**

10

## Eco-Schools

**Our story**

The Eco-Council is made up of one representative from each class from year 1 to Year 6, a teacher, site manager, TA and a governor. They meet regularly to plan events to promote a greener and more eco friendly Ischool environment as well as bing the rcycling monitors for the school and school allotment workers.

**Dates of activity**

17/09/2018 - 21/01/2019

**Number of participants**

14

## School travel noticeboard and web page

**Our story**

We have a JTA / Travel Plan noticeboard in the school hall. As this area also is used as a corridor it is an ideal location for our board as everyone in the school community can see it. We change the display several times a year to reflect recent Travel Plan events in school.

We always have the JTA poster displayed so people can see who they are and speak to them if they want more information or to share ideas.

**Dates of activity**

10/09/2018 - 13/12/2018

**Number of participants**

540

## Pupil involvement

**Our story**

We have a JTA team consisting of 2 pupils form each Y5 and Y6 class. They support the STP champion in promoting the travel plan, active travel and organising events.

The team meet every half term and discuss what we are doing in school and how we can support active travel more.

Minutes are kept of each meeting, written by the JTAs.

**Dates of activity**

10/09/2018 - 07/06/2019

**Number of participants**

10

## Private coaches for school trips

**Our story**

Although we try to use public transport or walking options for as many trips as possible, sometimes we are unable to.

When this is not possible eg our younger children, school residential trips, locations not easily reached we use private coaches to travel. Although they can be an expensive option, we feel one large vehicle is a more environmentally freindly way to travel than a fleet of smaller vehicles.

**Dates of activity**

07/09/2018 - 29/03/2019

**Number of participants**

540

## Walking trips

### Our story

Each week the children in Year 3 and 4 go swimming at a local school. We walk as it is a cost effective and easy way to travel. A class walk to the local woods each week for forest school. These classes rotate during the year. Forest school gives the children an opportunity to learn outside the classroom and develop a wider range of skills and knowledge, as well as getting more fresh air and exercise. Staff enjoy the walks as they offer an opportunity to chat to children about their local area and reinforce road safety messages.as well as getting to know the children in a different way. We also have one-off walks during the academic year, such as visiting the local cafe, going to the shops to reinforce work on money, visits to the park and orienteering sessions during school journey, the sleepover and activity days.

### Dates of activity

05/09/2018 - 31/01/2019

### Number of participants

480

## Communicating with parents/carers

### Our story

The school regularly communicates information about our travel plan initiatives through our school newsletter that is emailed to all parents, governors, staff and friends of the school weekly. Paper copies are also available in school. This includes prior warning of events that are coming up, and photos and feedback from events we have completed. Recently, all parents and carers were invited to take part in a travel survey, and the results for this were also fed back to parents and carers via the newsletter.

### Dates of activity

05/09/2018 - 31/05/2019

### Number of participants

536

## Healthy Schools London

### Our story

The school was awarded the gold level Healthy Schools London award in November 2017, and it is valid for 2 years. We are currently working towards, and collecting the evidence to enable us to regain the gold award in Autumn 2019.

### Dates of activity

30/11/2017 - 11/03/2019

### Number of participants

540